

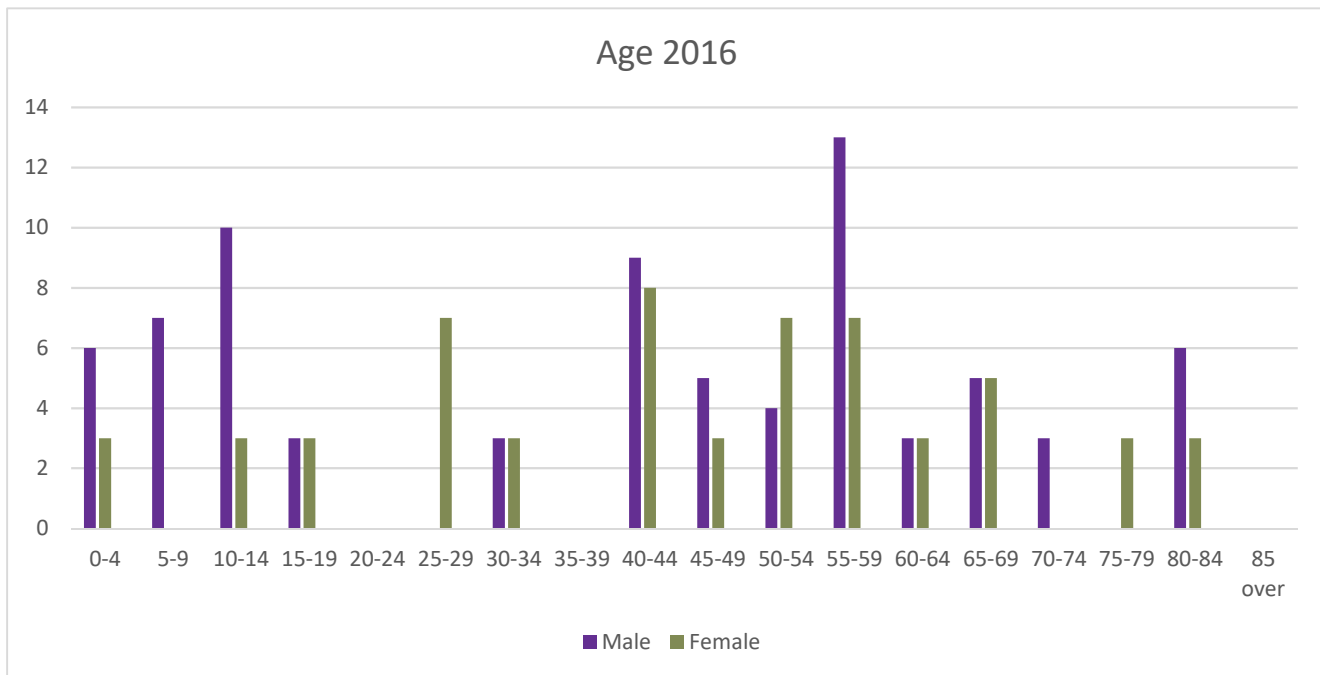


COMMUNITY PROFILE

McKENZIE CREEK 2016

Who are we?

Population	Gender		Age
Estimated residential population			Median age
136	Female	44.7%	46
	Male	55.3%	

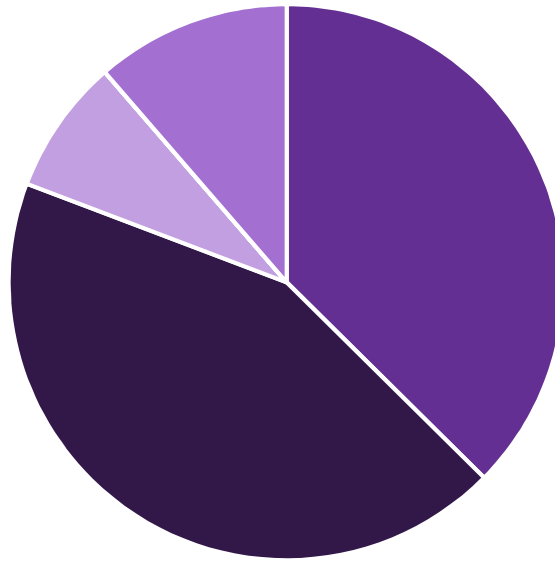


Households

Couples with children	19
Couples without children	22
One parent family	4
Group household	0
Lone person	6



Households (Percentage 2016)



■ Couple with children ■ Couples without children ■ One parent family ■ Group Households ■ Lone person

Diversity

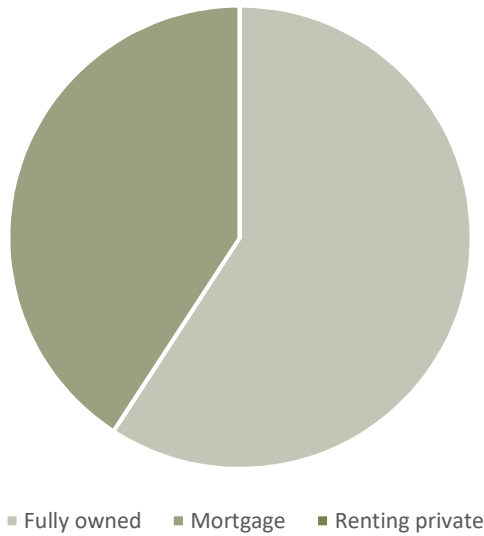
Born in Australia	128
	95.5%
Aboriginal/Torres Strait Islander	0

How do we live?

Housing – owned or rented	
Fully owned	29
Mortgage	20
Renting private	0



Housing 2016



Household income

	Median household income per week	Percentage of households that earn less than \$650 per week	Percentage of households that earn more than \$3000 per week
Victoria	\$1419	20.3%	15.5%
McKenzie Creek	\$1833	20.4%	20.4%

Volunteer hours

Undertook voluntary work through an organisation or group (last 12 months)

70



Housing stress

Rental stress – 5.7% compared to 10.5% for Greater Horsham

Mortgage stress – 4.8% compared to 4.5% for Greater Horsham

	Change in address and other places of usual residence	
	Same usual address 1 year ago as in 2016	Different usual address 1 year ago
Horsham	11,120	2197 (1060 not stated)
McKenzie Creek	112	18 (3 not stated)

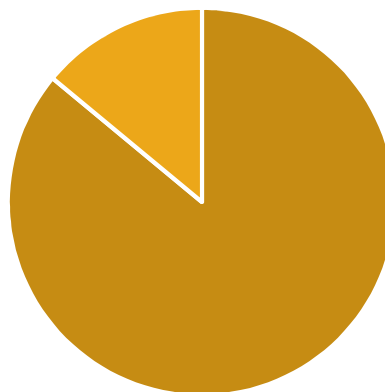
Relative socio-economic advantage and disadvantage

Index of relative socio-economic advantage and disadvantage

McKenzie Creek is among the **least** disadvantaged 7% suburbs and towns in the state.

Internet connection	
Accessed from dwelling	43
Not accessed	7

Internet access



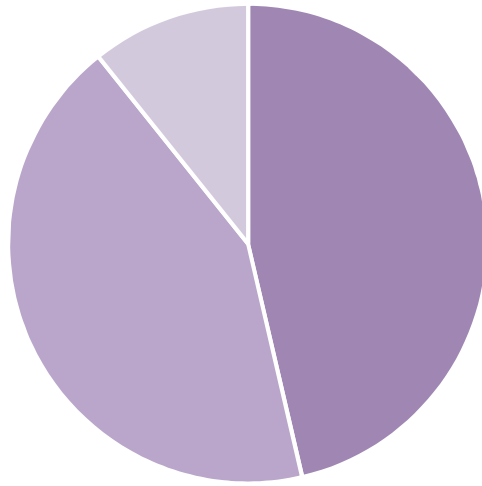
■ Internet accessed from home ■ Not accessed



Education

	Number	Percentage
Preschool	0	0%
Primary	16	37.1%
Secondary	12	34.3%
Tertiary	3	8.6%

Education - 2016



■ Preschool ■ Primary ■ Secondary ■ Tertiary