

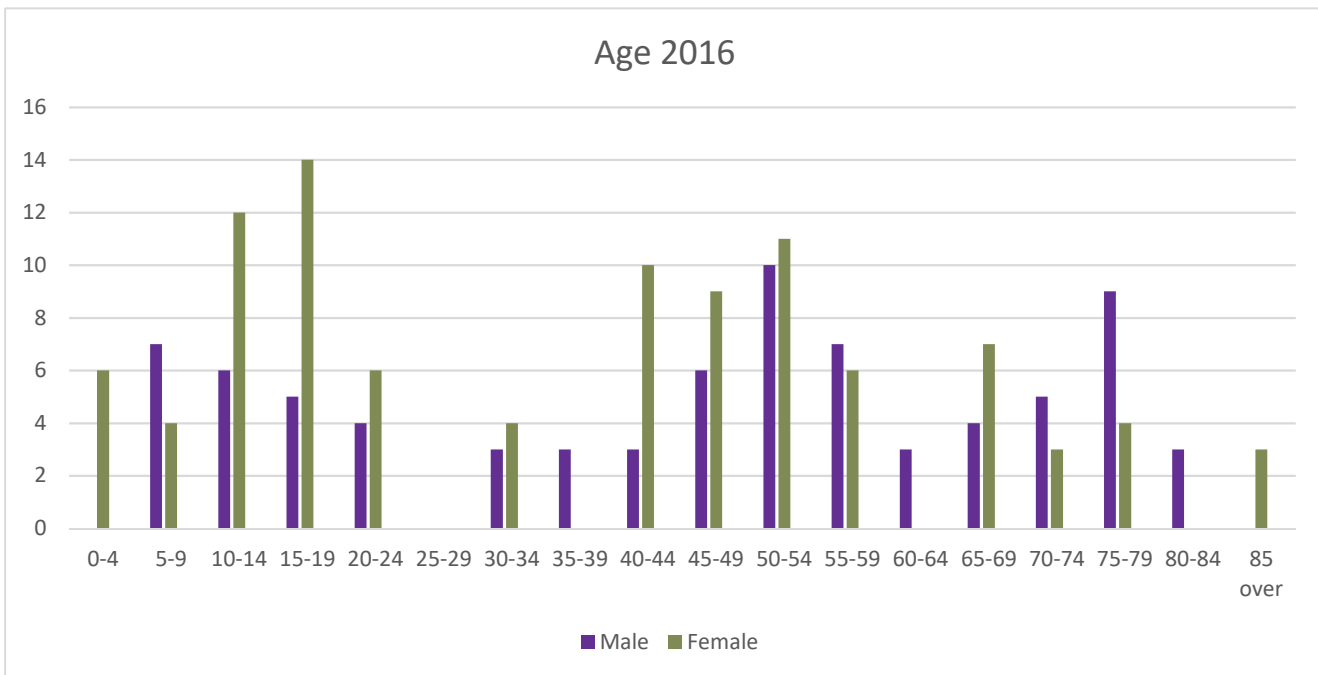


COMMUNITY PROFILE

VECTIS 2016

Who are we?

Population	Gender		Age
Estimated residential population			Median age
179	Female	52.6%	46
	Male	47.4%	

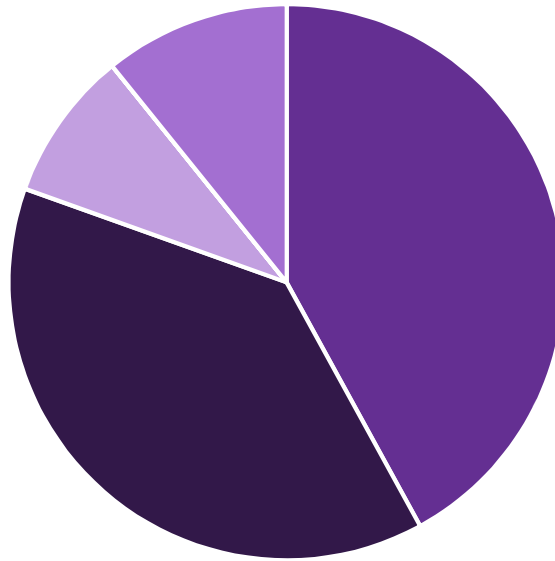


Households

Couples with children	24
Couples without children	22
One parent family	5
Group household	0
Lone person	7



Households (Percentage 2016)



■ Couple with children ■ Couples without children ■ One parent family ■ Group Households ■ Lone person

Diversity

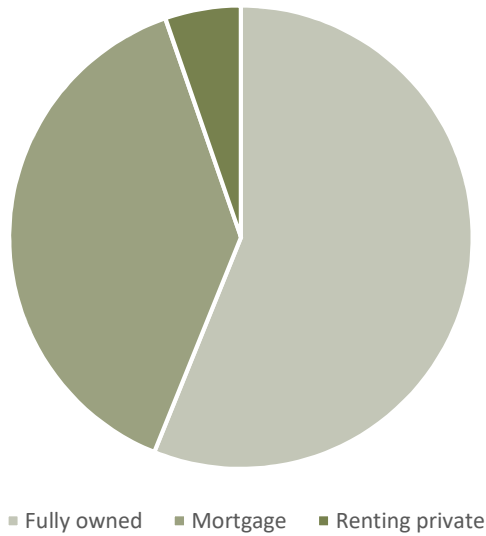
Born in Australia	160
	92.5%
Aboriginal/Torres Strait Islander	0

How do we live?

Housing – owned or rented	Number
Fully owned	32
Mortgage	22
Renting private	3



Housing 2016



Household income

	Median household income per week	Percentage of households that earn less than \$650 per week	Percentage of households that earn more than \$3000 per week
Victoria	\$1419	20.3%	15.5%
Vectis	\$1375	17.3%	13.5%

Volunteer hours

Undertook voluntary work through an organisation or group (last 12 months)

64



Housing stress

Rental stress – 0% compared to 10.5% for Greater Horsham

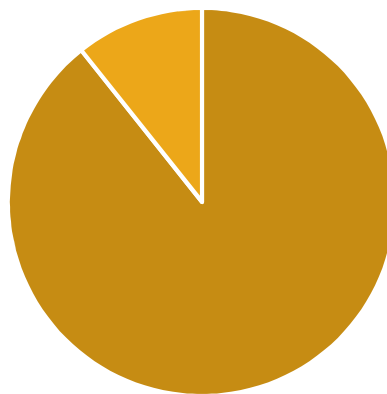
Mortgage stress – 6% compared to 4.5% for Greater Horsham

	Change in address and other places of usual residence	
	Same usual address 1 year ago as in 2016	Different usual address 1 year ago
Horsham	11,120	2197 (1060 not stated)
Vectis	162	7 (5 not stated)

Internet Connection

Accessed from dwelling	50
Not accessed	6

Internet access



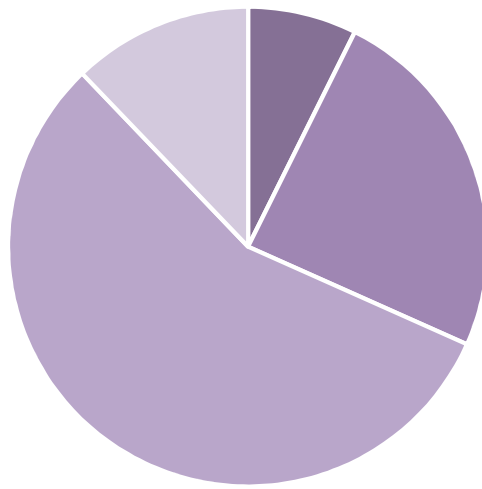
■ Internet accessed from home ■ Not accessed



Education

	Number	Percentage
Preschool	3	5.2%
Primary	16	17.2%
Secondary	19	39.7%
Tertiary	5	8.6%

Education - 2016



■ Preschool ■ Primary ■ Secondary ■ Tertiary